

2023 JEFFERSON COUNTY ASSESSOR'S OFFICE REPORT TO THE EXCISE BOARD

07/20/2023

City/Village								
DISTRICT	DESCRIPTION	PERSONAL PROPERTY	REAL PROPERTY	PUBLIC SERVICE	TOTAL VALUATION	HOMESTEAD EXEMPTIONS	OTHER EXEMPTIONS	NET VALUATION
T01	1A Ryan	459,467	1,610,454	264,820	2,334,741	109,826	30,739	2,194,176
T03	14A Ringling	386,078	2,364,487	275,686	3,026,251	172,298	9,867	2,844,086
T04	23A Waurika	1,293,996	5,990,703	1,538,369	8,823,068	314,430	102,208	8,406,430
T05	23B Addington	45,236	135,863	33,266	214,365	8,000	5,971	200,394
T06	JT 2 Addington	26,286	126,256	8,605	161,147	8,000	12,520	140,627
T07	14B Atlee	0	720	0	720	0	0	720
T09	14B Cornish	77,667	199,300	46,296	323,263	17,334	0	305,929
T10	1B Grady	6,102	17,655	0	23,757	0	0	23,757
T11	23B Hastings	15,534	488,041	67,646	571,221	33,379	28,516	509,326
T12	Jt 101 Hastings	0	160	379	539	0	0	539
T13	23B Sugden	437	39,820	963	41,220	5,441	0	35,779
T14	1B Sugden	0	46,199	2,601	48,800	2,000	3,407	43,393
T15	JT 2 E Shore	0	124,443	0	124,443	4,000	0	120,443
T16	JT 2 IVY-Wood	1,700	210,889	0	212,589	10,333	0	202,256
T18	23B Wau Shores	0	42,483	0	42,483	1,000	0	41,483
CITY/VILLAGE TOTAL VALUATION		2,312,503	11,397,473	2,238,631	15,948,607	686,041	193,228	15,069,338

County								
DISTRICT	DESCRIPTION	PERSONAL PROPERTY	REAL PROPERTY	PUBLIC SERVICE	TOTAL VALUATION	HOMESTEAD EXEMPTIONS	OTHER EXEMPTIONS	NET VALUATION
C001	Jefferson County General	6,335,696	31,665,295	22,245,897	60,246,888	1,159,744	349,631	58,737,513
COUNTY TOTAL VALUATION		6,335,696	31,665,295	22,245,897	60,246,888	1,159,744	349,631	58,737,513

Other								
DISTRICT	DESCRIPTION	PERSONAL PROPERTY	REAL PROPERTY	PUBLIC SERVICE	TOTAL VALUATION	HOMESTEAD EXEMPTIONS	OTHER EXEMPTIONS	NET VALUATION
EMS 1	EMS RYAN	1,801,004	8,176,408	5,455,350	15,432,762	292,182	78,417	15,062,163
EMS 14	EMS RINGLING/HEALDTON	1,996,451	9,458,411	6,916,470	18,371,332	351,479	95,418	17,924,435
EMS 23	EMS WAURIKA	2,262,811	12,840,877	8,926,292	24,029,980	479,750	136,695	23,413,535
OTHER TOTAL VALUATION		6,060,266	30,475,696	21,298,112	57,834,074	1,123,411	310,530	56,400,133

2023 JEFFERSON COUNTY ASSESSOR'S OFFICE REPORT TO THE EXCISE BOARD

07/20/2023

School								
DISTRICT	DESCRIPTION	PERSONAL PROPERTY	REAL PROPERTY	PUBLIC SERVICE	TOTAL VALUATION	HOMESTEAD EXEMPTIONS	OTHER EXEMPTIONS	NET VALUATION
1 Ryan	1B Ryan	1,801,004	8,176,408	5,455,350	15,432,762	292,182	78,417	15,062,163
14	14B Ringling	1,956,556	9,437,378	6,904,594	18,298,528	351,479	95,418	17,851,631
23A	23A WAURIKA	1,293,996	5,990,703	1,538,369	8,823,068	314,430	102,208	8,406,430
23B	23B WAURIKA-Rural	968,815	6,850,174	7,387,923	15,206,912	165,320	34,487	15,007,105
JT 101	JT 101 Temple	33,549	120,959	322,385	476,893	1,000	0	475,893
JT2	JT 2 Comanche	241,881	1,058,226	625,325	1,925,432	34,333	39,101	1,851,998
JT55	JT 55 Healdton	39,895	21,033	11,876	72,804	0	0	72,804
JT82	JT 82 Grandview	0	10,414	75	10,489	1,000	0	9,489
SCHOOL TOTAL VALUATION		6,335,696	31,665,295	22,245,897	60,246,888	1,159,744	349,631	58,737,513

Vo-Tech								
DISTRICT	DESCRIPTION	PERSONAL PROPERTY	REAL PROPERTY	PUBLIC SERVICE	TOTAL VALUATION	HOMESTEAD EXEMPTIONS	OTHER EXEMPTIONS	NET VALUATION
VT 20-R	Southern Tech	1,996,451	9,458,411	6,916,470	18,371,332	351,479	95,418	17,924,435
VT19-R	RED RIVER TECH CENTER	4,339,245	22,206,884	15,329,427	41,875,556	808,265	254,213	40,813,078
VO-TECH TOTAL VALUATION		6,335,696	31,665,295	22,245,897	60,246,888	1,159,744	349,631	58,737,513

I, Sandra Watkins, Assessor of Jefferson County Oklahoma, do hereby certify that the foregoing is a true and correct statement of valuations for Real Estate, Personal Property, Public Service and Homestead Exemptions as certified by the State Board of Equalization and shown by the records in the County Assessor's office. Subscribed by my name and affixed the seal of the County Assessors office on this day of 07/20/2023.

State of Oklahoma)
) SS
 Jefferson County)


Sandra Watkins

 Date

7/20/23

 Date

Sandra Watkins
 County Assessor
 Jefferson County



Seal

I, TRACI SMITH, County Clerk of Jefferson County Oklahoma, do hereby certify that the above is a true, correct and complete list of the valuations of Jefferson County Oklahoma as certified by the Jefferson County Assessor's office.

Traci Smith

 Date

TRACI SMITH
 County Clerk
 Jefferson County


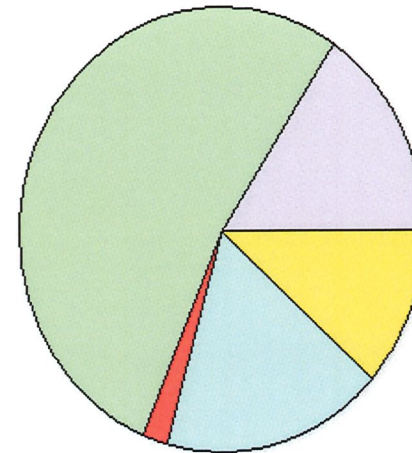


Seal

Excise Board: *Calvin Wade* *[Signature]* *Jennif [Signature]* 8-7-23

 Date

Real	Count	Value
Agricultural	0	0
Commercial	53	356,210
Residential	542	1,254,244
Total Real Value	595	1,610,454
Homestead	111	109,826
Veteran	5	30,739
Other	0	0
Total Exempt	119	140,565

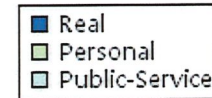
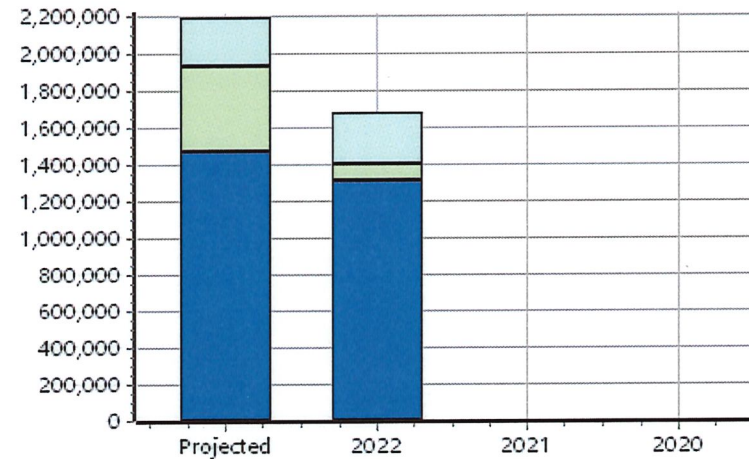


TIF Increment Value	
Net Assessed	1,469,889
Net Assessed Under Protest	
Senior Freeze	6 12,040
Capped Parcels	435 1,392,449

Personal	Count	Value
Agricultural	4	4,586
Commercial	38	431,397
Mobile Home	4	23,484
Total Personal	46	459,467
Total Exempt	0	0

TIF Increment Value	
Net Assessed	459,467
Net Assessed Under Protest	


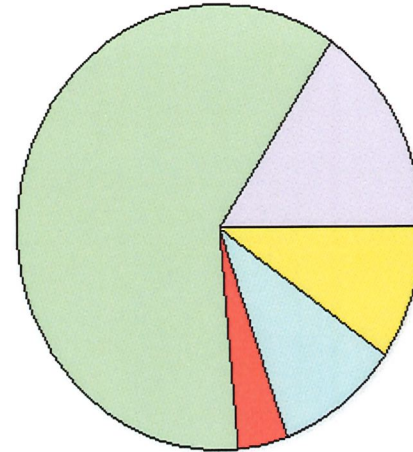
Public Service	Count	Value
Total PS Value	10	264,820
TIF Increment Value		
Net Assessed		264,820



District Totals	
Total Gross Value	2,334,741
Homestead Loss	109,826
Other Exemption Loss	30,739
TIF Increment Value	
Retained TIF Value	
Net Assessed Value	2,194,176
Net Assessed Under Protest	

* Public Service Protests Values are not included on this report.

Real	Count	Value
Agricultural	1	72
Commercial	80	463,813
Residential	691	1,900,602
Total Real Value	772	2,364,487
Homestead	167	172,298
Veteran	2	9,867
Other	0	0
Total Exempt	181	182,165



TIF Increment Value

Net Assessed 2,182,322

Net Assessed Under Protest

Senior Freeze	20	20,837
Capped Parcels	312	1,036,489

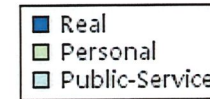
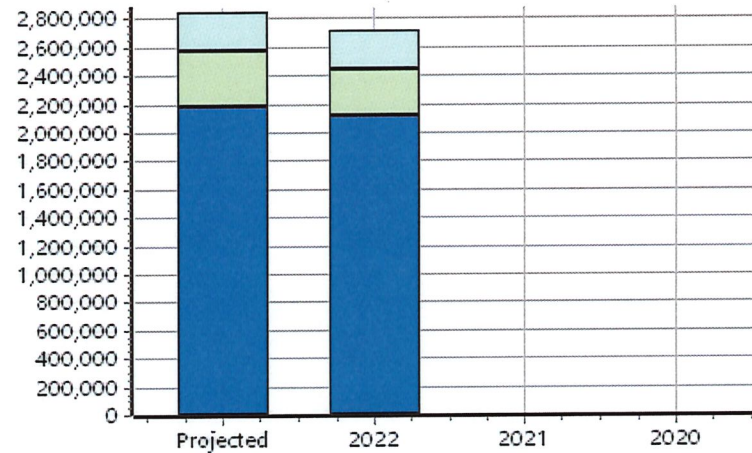
Personal	Count	Value
Agricultural	6	8,934
Commercial	55	279,929
Mobile Home	19	98,215
Total Personal	80	387,078
Total Exempt	1	1,000

TIF Increment Value

Net Assessed 386,078

Net Assessed Under Protest


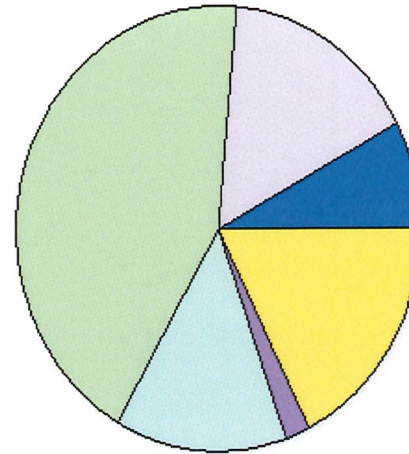
Public Service	Count	Value
Total PS Value	7	275,686
TIF Increment Value		
Net Assessed		275,686



District Totals	
Total Gross Value	3,027,251
Homestead Loss	172,298
Other Exemption Loss	10,867
TIF Increment Value	
Retained TIF Value	
Net Assessed Value	2,844,086
Net Assessed Under Protest	

* Public Service Protests Values are not included on this report.

Real	Count	Value
Agricultural	258	626,592
Commercial	149	1,404,346
Residential	1,074	3,959,765
Total Real Value	1,481	5,990,703
Homestead	309	314,430
Veteran	12	102,208
Other	0	0
Total Exempt	335	416,638



TIF Increment Value

Net Assessed 5,574,065

Net Assessed Under Protest

Senior Freeze	30	16,458
Capped Parcels	631	2,117,912

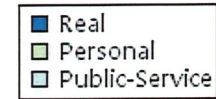
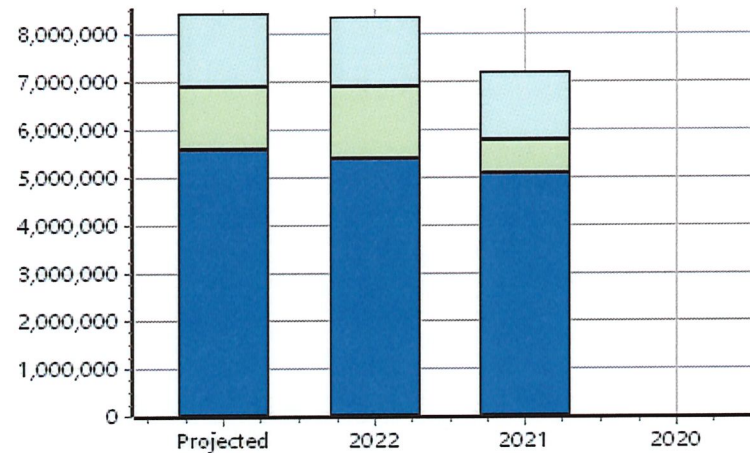
Personal	Count	Value
Agricultural	31	92,387
Commercial	123	1,172,217
Mobile Home	7	29,792
Total Personal	161	1,294,396
Total Exempt	2	400

TIF Increment Value

Net Assessed 1,293,996

Net Assessed Under Protest


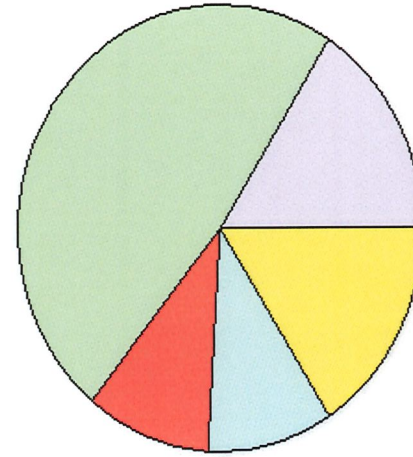
Public Service	Count	Value
Total PS Value	16	1,538,369
TIF Increment Value		
Net Assessed		1,538,369



District Totals	
Total Gross Value	8,823,468
Homestead Loss	314,430
Other Exemption Loss	102,608
TIF Increment Value	
Retained TIF Value	
Net Assessed Value	8,406,430
Net Assessed Under Protest	

* Public Service Protests Values are not included on this report.

Real	Count	Value
Agricultural	1	338
Commercial	19	34,093
Residential	76	101,432
Total Real Value	96	135,863
Homestead	8	8,000
Veteran	2	5,971
Other	0	0
Total Exempt	10	13,971



TIF Increment Value

Net Assessed 121,892

Net Assessed Under Protest

Senior Freeze	0	0
Capped Parcels	24	24,522

Personal	Count	Value
Agricultural	0	0
Commercial	6	22,744
Mobile Home	9	22,492
Total Personal	15	45,236
Total Exempt	0	0

TIF Increment Value

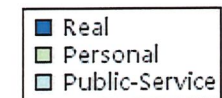
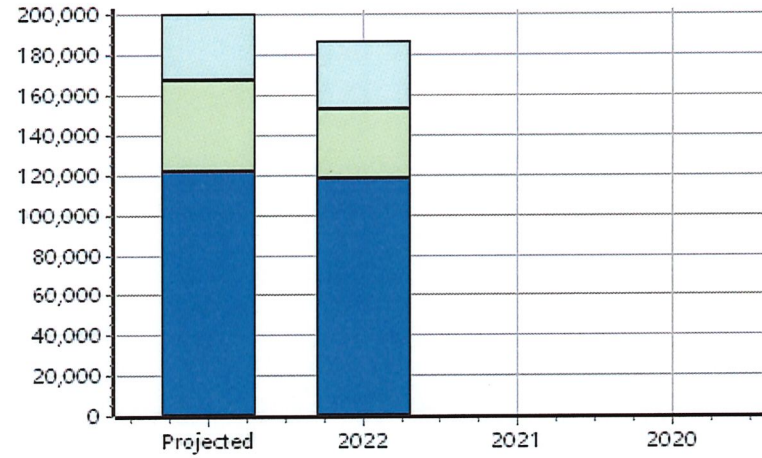
Net Assessed 45,236

Net Assessed Under Protest

Public Service	Count	Value
Total PS Value	6	33,266

TIF Increment Value


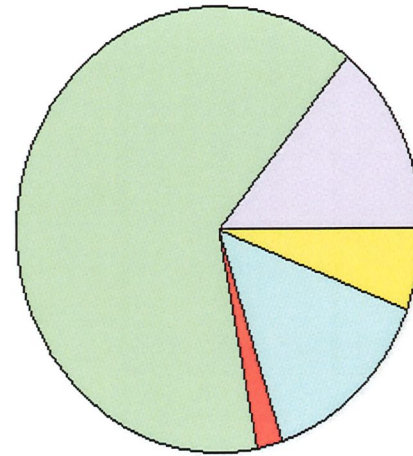
Net Assessed 33,266



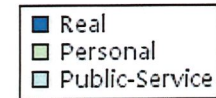
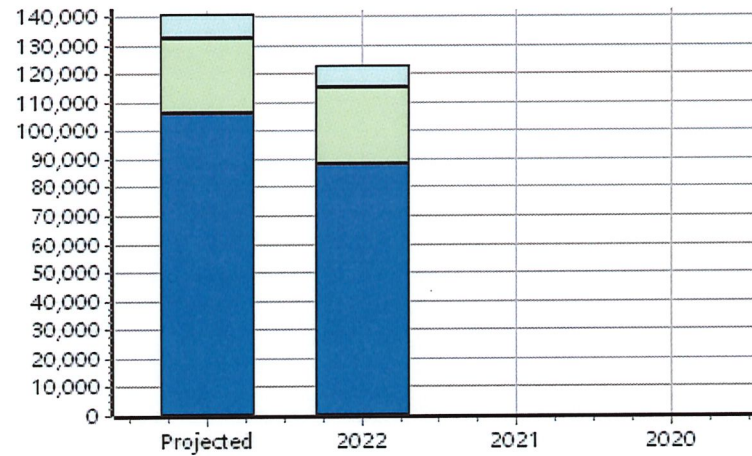
District Totals	
Total Gross Value	214,365
Homestead Loss	8,000
Other Exemption Loss	5,971
TIF Increment Value	
Retained TIF Value	
Net Assessed Value	200,394
Net Assessed Under Protest	

* Public Service Protests Values are not included on this report.

Real	Count	Value
Agricultural	0	0
Commercial	5	23,231
Residential	43	103,025
Total Real Value	48	126,256
Homestead	6	8,000
Veteran	2	12,520
Other	0	0
Total Exempt	10	20,520
TIF Increment Value		
Net Assessed		105,736
Net Assessed Under Protest		
Senior Freeze	2	1,526
Capped Parcels	28	151,244



Personal	Count	Value
Agricultural	0	0
Commercial	1	22,820
Mobile Home	1	3,466
Total Personal	2	26,286
Total Exempt	0	0
TIF Increment Value		
Net Assessed		26,286
Net Assessed Under Protest		



Public Service	Count	Value
Total PS Value	2	8,605
TIF Increment Value		
Net Assessed		8,605

District Totals	
Total Gross Value	161,147
Homestead Loss	8,000
Other Exemption Loss	12,520
TIF Increment Value	
Retained TIF Value	
Net Assessed Value	140,627
Net Assessed Under Protest	

* Public Service Protests Values are not included on this report.

Real	Count	Value
Agricultural	7	720
Commercial	0	0
Residential	0	0
Total Real Value	7	720
Homestead	0	0
Veteran	0	0
Other	0	0
Total Exempt	0	0

TIF Increment Value

Net Assessed 720

Net Assessed Under Protest

Senior Freeze	0	0
Capped Parcels	6	1,810

Personal	Count	Value
Agricultural	0	0
Commercial	0	0
Mobile Home	0	0
Total Personal	0	0
Total Exempt	0	0

TIF Increment Value

Net Assessed 0

Net Assessed Under Protest

Public Service	Count	Value
Total PS Value	0	0

TIF Increment Value

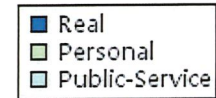
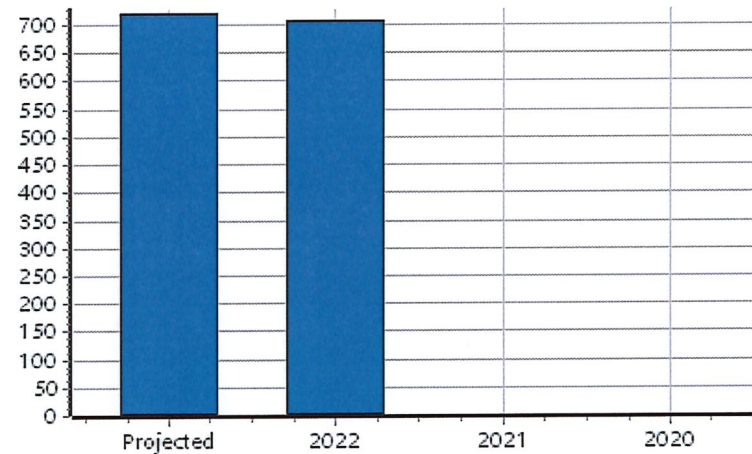


Net Assessed 0

District Totals


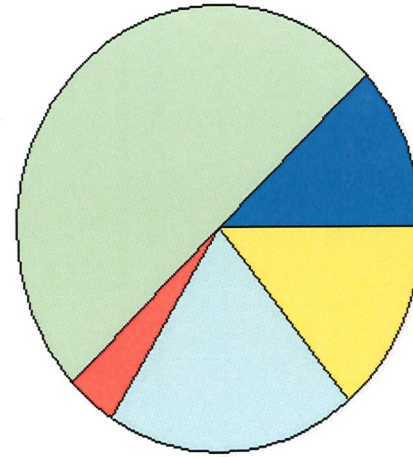
Total Gross Value	720
Homestead Loss	0
Other Exemption Loss	0
TIF Increment Value	
Retained TIF Value	
Net Assessed Value	720

Net Assessed Under Protest


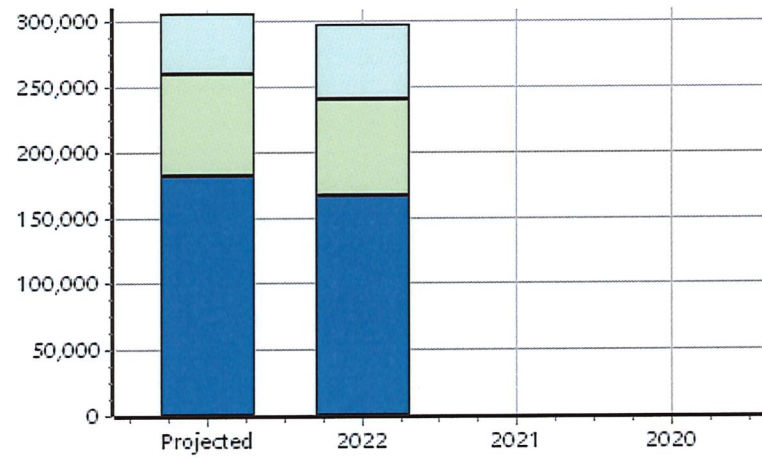
* Public Service Protests Values are not included on this report.



Real	Count	Value
Agricultural	25	36,500
Commercial	0	0
Residential	106	162,800
Total Real Value	131	199,300
Homestead	18	17,334
Veteran	0	0
Other	0	0
Total Exempt	18	17,334
TIF Increment Value		
Net Assessed		181,966
Net Assessed Under Protest		
Senior Freeze	0	0
Capped Parcels	87	26,841




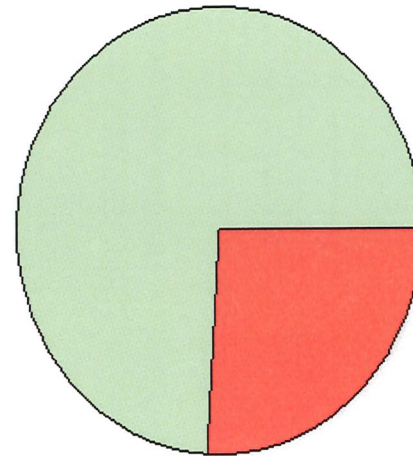
Personal	Count	Value
Agricultural	3	291
Commercial	4	66,654
Mobile Home	4	10,722
Total Personal	11	77,667
Total Exempt	0	0
TIF Increment Value		
Net Assessed		77,667
Net Assessed Under Protest		
Public Service	Count	Value
Total PS Value	2	46,296
TIF Increment Value		
Net Assessed		46,296



District Totals	
Total Gross Value	323,263
Homestead Loss	17,334
Other Exemption Loss	0
TIF Increment Value	
Retained TIF Value	
Net Assessed Value	305,929
Net Assessed Under Protest	

* Public Service Protests Values are not included on this report.

Real	Count	Value
Agricultural	0	0
Commercial	0	0
Residential	15	17,655
Total Real Value	15	17,655
Homestead	0	0
Veteran	0	0
Other	0	0
Total Exempt	0	0



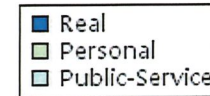
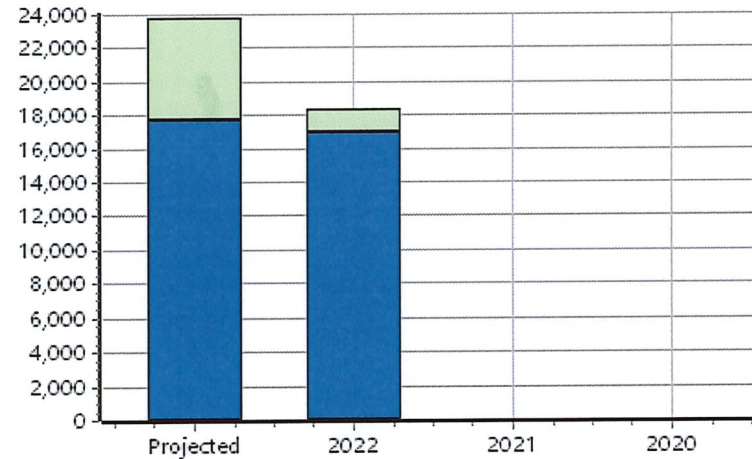
TIF Increment Value

Net Assessed 17,655

Net Assessed Under Protest

Senior Freeze	0	0
Capped Parcels	8	11,922

Personal	Count	Value
Agricultural	0	0
Commercial	0	0
Mobile Home	2	6,102
Total Personal	2	6,102
Total Exempt	0	0



TIF Increment Value

Net Assessed 6,102



Net Assessed Under Protest

Public Service	Count	Value
Total PS Value	0	0
TIF Increment Value		
Net Assessed		0

District Totals	
Total Gross Value	23,757
Homestead Loss	0
Other Exemption Loss	0
TIF Increment Value	
Retained TIF Value	
Net Assessed Value	23,757
Net Assessed Under Protest	

* Public Service Protests Values are not included on this report.

Real	Count	Value
Agricultural	0	0
Commercial	6	16,241
Residential	242	471,800
Total Real Value	248	488,041
Homestead	34	33,379
Veteran	2	28,516
Other	0	0
Total Exempt	37	61,895



TIF Increment Value

Net Assessed 426,146

Net Assessed Under Protest

Senior Freeze	4	6,156
Capped Parcels	117	106,067

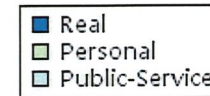
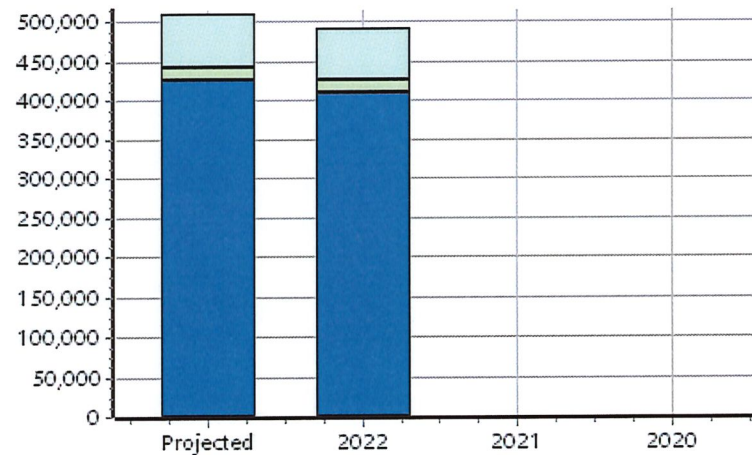
Personal	Count	Value
Agricultural	0	0
Commercial	6	14,864
Mobile Home	1	670
Total Personal	7	15,534
Total Exempt	0	0

TIF Increment Value

Net Assessed 15,534

Net Assessed Under Protest

Public Service	Count	Value
Total PS Value	8	67,646
TIF Increment Value		
Net Assessed		67,646



District Totals	
Total Gross Value	571,221
Homestead Loss	33,379
Other Exemption Loss	28,516
TIF Increment Value	
Retained TIF Value	
Net Assessed Value	509,326
Net Assessed Under Protest	

* Public Service Protests Values are not included on this report.

Real	Count	Value
Agricultural	0	0
Commercial	0	0
Residential	2	160
Total Real Value	2	160
Homestead	0	0
Veteran	0	0
Other	0	0
Total Exempt	0	0

TIF Increment Value

Net Assessed		160
Net Assessed Under Protest		
Senior Freeze	0	0
Capped Parcels	0	0

Personal	Count	Value
Agricultural	0	0
Commercial	0	0
Mobile Home	0	0
Total Personal	0	0
Total Exempt	0	0

TIF Increment Value

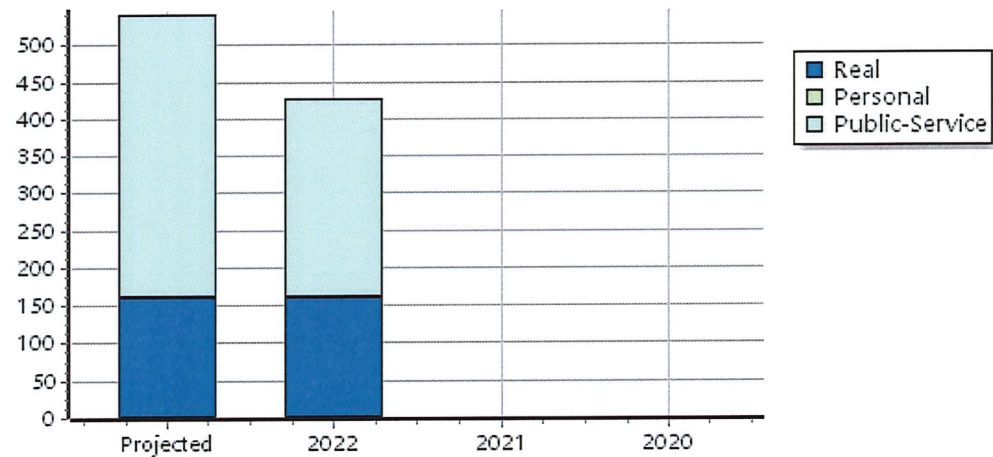
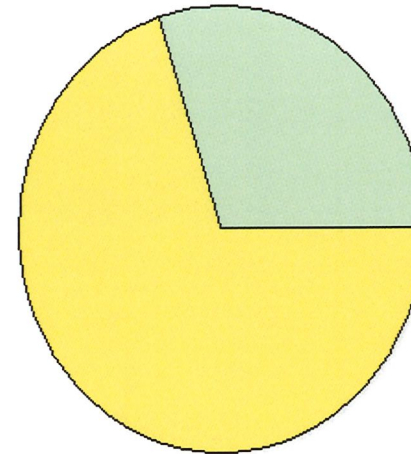
Net Assessed		0
Net Assessed Under Protest		

Public Service	Count	Value
Total PS Value	1	379
TIF Increment Value		
Net Assessed		379


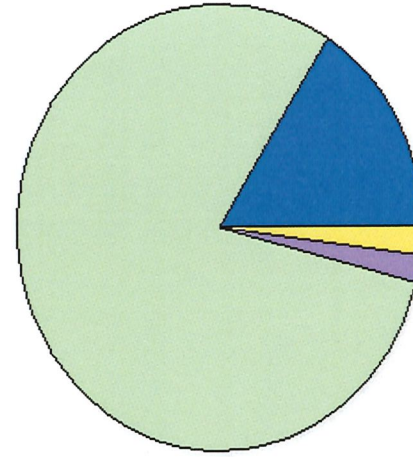
District Totals

Total Gross Value	539
Homestead Loss	0
Other Exemption Loss	0
TIF Increment Value	
Retained TIF Value	
Net Assessed Value	539
Net Assessed Under Protest	

* Public Service Protests Values are not included on this report.



Real	Count	Value
Agricultural	59	6,970
Commercial	0	0
Residential	26	32,850
Total Real Value	85	39,820
Homestead	5	5,441
Veteran	0	0
Other	0	0
Total Exempt	6	5,441



TIF Increment Value

Net Assessed 34,379

Net Assessed Under Protest

Senior Freeze	1	0
Capped Parcels	61	7,988

Personal	Count	Value
Agricultural	3	446
Commercial	0	0
Mobile Home	1	141
Total Personal	4	587
Total Exempt	1	150

TIF Increment Value


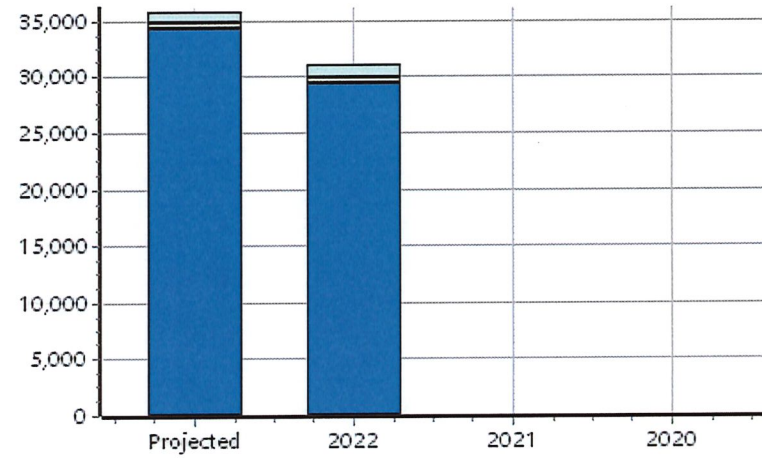
Net Assessed 437

Net Assessed Under Protest

Public Service	Count	Value
Total PS Value	1	963

TIF Increment Value



Net Assessed 963



District Totals	
Total Gross Value	41,370
Homestead Loss	5,441
Other Exemption Loss	150
TIF Increment Value	
Retained TIF Value	
Net Assessed Value	35,779
Net Assessed Under Protest	

* Public Service Protests Values are not included on this report.

Real	Count	Value
Agricultural	0	0
Commercial	0	0
Residential	39	46,199
Total Real Value	39	46,199
Homestead	2	2,000
Veteran	1	3,407
Other	0	0
Total Exempt	3	5,407



TIF Increment Value

Net Assessed 40,792

Net Assessed Under Protest

Senior Freeze	0	0
Capped Parcels	23	26,128

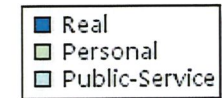
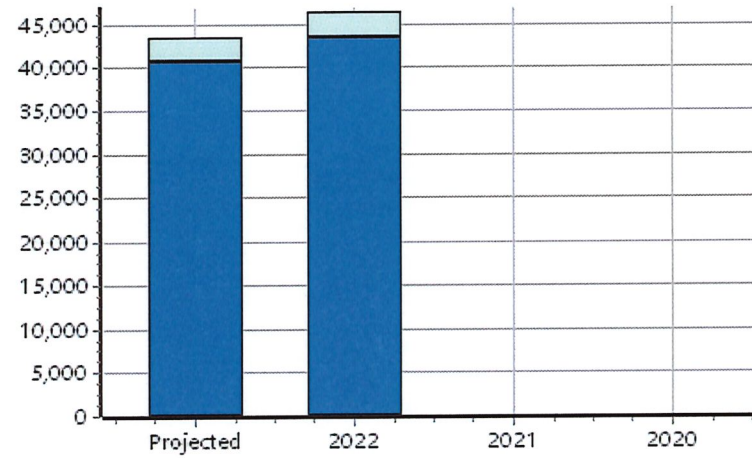
Personal	Count	Value
Agricultural	0	0
Commercial	0	0
Mobile Home	0	0
Total Personal	0	0
Total Exempt	0	0

TIF Increment Value

Net Assessed 0

Net Assessed Under Protest

Public Service	Count	Value
Total PS Value	2	2,601
TIF Increment Value		
Net Assessed		2,601



District Totals	
Total Gross Value	48,800
Homestead Loss	2,000
Other Exemption Loss	3,407
TIF Increment Value	
Retained TIF Value	
Net Assessed Value	43,393
Net Assessed Under Protest	

* Public Service Protests Values are not included on this report.

Real	Count	Value
Agricultural	0	0
Commercial	0	0
Residential	21	124,443
Total Real Value	21	124,443
Homestead	4	4,000
Veteran	0	0
Other	0	0
Total Exempt	4	4,000

TIF Increment Value

Net Assessed 120,443

Net Assessed Under Protest

Senior Freeze	0	0
Capped Parcels	3	1,152

Personal	Count	Value
Agricultural	0	0
Commercial	0	0
Mobile Home	0	0
Total Personal	0	0
Total Exempt	0	0

TIF Increment Value

Net Assessed 0

Net Assessed Under Protest

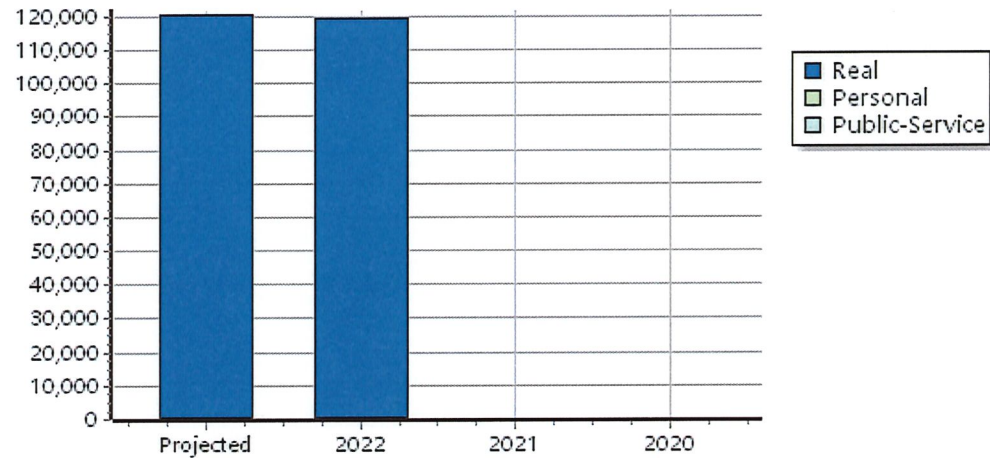
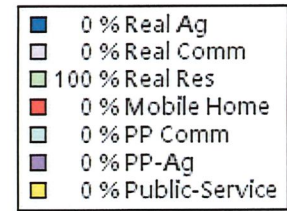

Public Service	Count	Value
Total PS Value	0	0
TIF Increment Value		
Net Assessed		0

District Totals


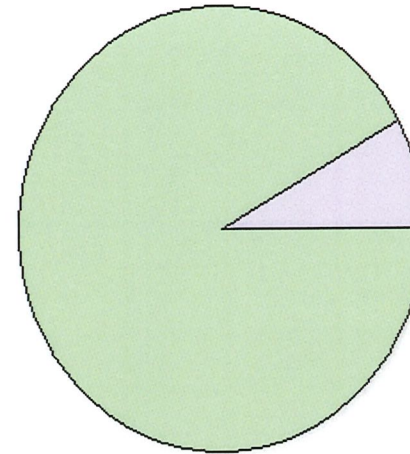
Total Gross Value	124,443
Homestead Loss	4,000
Other Exemption Loss	0
TIF Increment Value	
Retained TIF Value	
Net Assessed Value	120,443

Net Assessed Under Protest

* Public Service Protests Values are not included on this report.



Real	Count	Value
Agricultural	0	0
Commercial	2	15,784
Residential	42	195,105
Total Real Value	44	210,889
Homestead	10	10,333
Veteran	0	0
Other	0	0
Total Exempt	11	10,333



TIF Increment Value

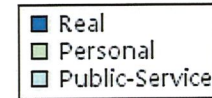
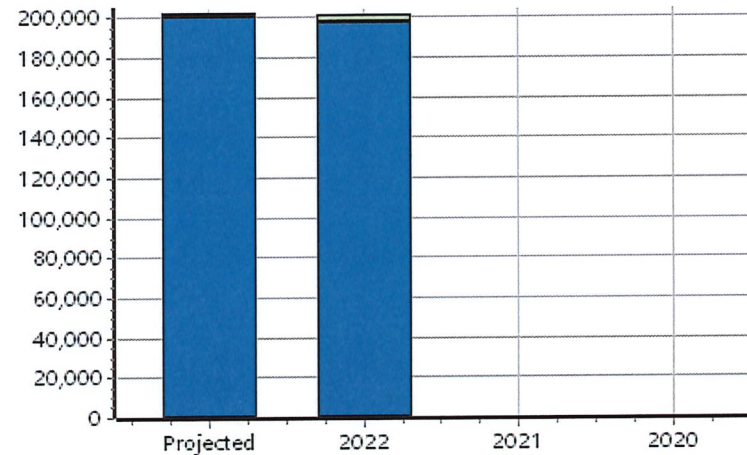
Net Assessed	200,556
Net Assessed Under Protest	
Senior Freeze	1 901
Capped Parcels	5 3,661

Personal	Count	Value
Agricultural	0	0
Commercial	0	0
Mobile Home	1	1,700
Total Personal	1	1,700
Total Exempt	0	0

TIF Increment Value

Net Assessed	1,700
Net Assessed Under Protest	

Public Service	Count	Value
Total PS Value	0	0
TIF Increment Value		
Net Assessed		0



District Totals	
Total Gross Value	212,589
Homestead Loss	10,333
Other Exemption Loss	0
TIF Increment Value	
Retained TIF Value	
Net Assessed Value	202,256
Net Assessed Under Protest	

* Public Service Protests Values are not included on this report.

Real	Count	Value
Agricultural	1	3,079
Commercial	0	0
Residential	3	39,404
Total Real Value	4	42,483
Homestead	1	1,000
Veteran	0	0
Other	0	0
Total Exempt	1	1,000

TIF Increment Value

Net Assessed 41,483

Net Assessed Under Protest

Senior Freeze	0	0
Capped Parcels	2	5,585

Personal	Count	Value
Agricultural	0	0
Commercial	0	0
Mobile Home	0	0
Total Personal	0	0
Total Exempt	0	0

TIF Increment Value

Net Assessed 0

Net Assessed Under Protest

Public Service	Count	Value
Total PS Value	0	0

TIF Increment Value

Net Assessed 0

District Totals

Total Gross Value	42,483
Homestead Loss	1,000
Other Exemption Loss	0

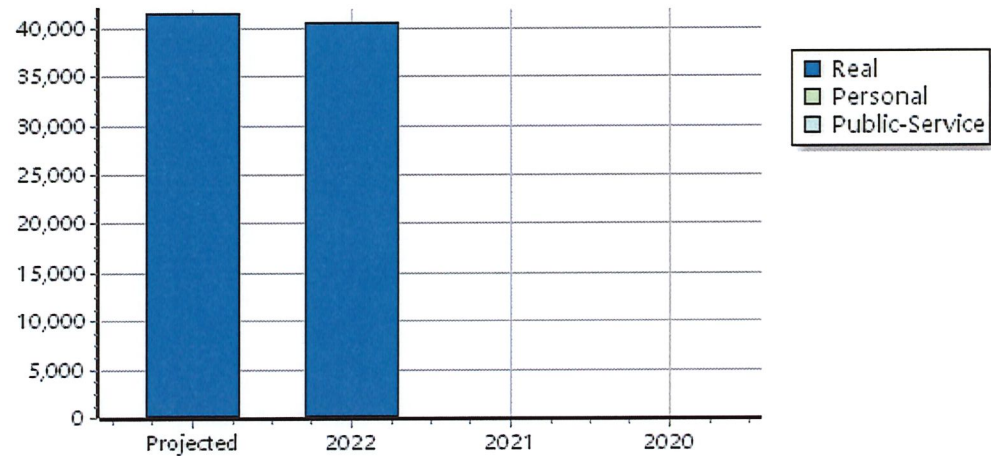
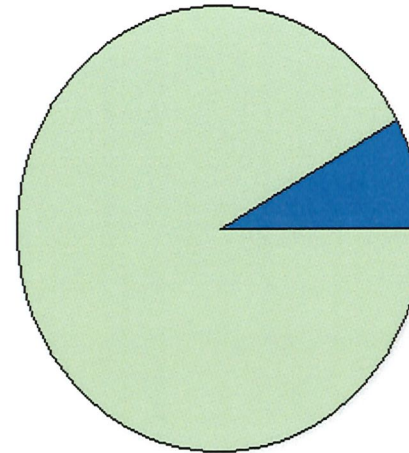
TIF Increment Value

Retained TIF Value


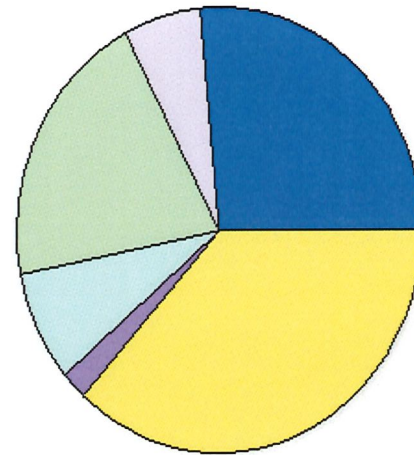
Net Assessed Value 41,483

Net Assessed Under Protest

* Public Service Protests Values are not included on this report.



Real	Count	Value
Agricultural	3,853	15,948,282
Commercial	428	3,440,016
Residential	3,711	12,276,997
Total Real Value	7,992	31,665,295
Homestead	1,143	1,159,744
Veteran	36	349,631
Other	0	0
Total Exempt	1,233	1,509,375



TIF Increment Value

Net Assessed 30,155,920

Net Assessed Under Protest

Senior Freeze	104	172,492
Capped Parcels	3,140	9,537,182

Personal	Count	Value
Agricultural	454	1,590,833
Commercial	365	4,291,496
Mobile Home	125	464,554
Total Personal	944	6,346,883
Total Exempt	55	11,187

TIF Increment Value

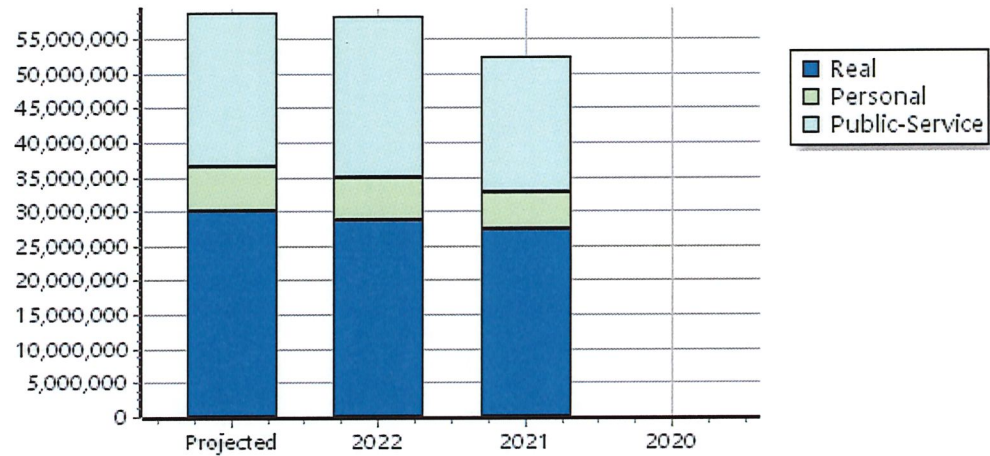
Net Assessed 6,335,696

Net Assessed Under Protest

Public Service	Count	Value
Total PS Value	141	22,245,897

TIF Increment Value

Net Assessed 22,245,897




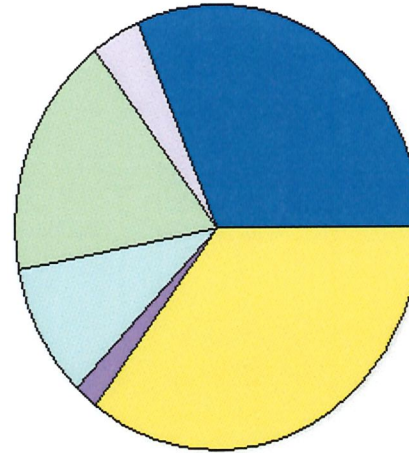
District Totals

Total Gross Value	60,258,075
Homestead Loss	1,159,744
Other Exemption Loss	360,818
TIF Increment Value	
Retained TIF Value	
Net Assessed Value	58,737,513

Net Assessed Under Protest

* Public Service Protests Values are not included on this report.

Real	Count	Value
Agricultural	1,326	4,796,504
Commercial	109	554,670
Residential	1,016	2,825,234
Total Real Value	2,451	8,176,408
Homestead	289	292,182
Veteran	10	78,417
Other	0	0
Total Exempt	313	370,599



TIF Increment Value

Net Assessed 7,805,809

Net Assessed Under Protest

Senior Freeze	29	89,456
Capped Parcels	1,245	4,322,318

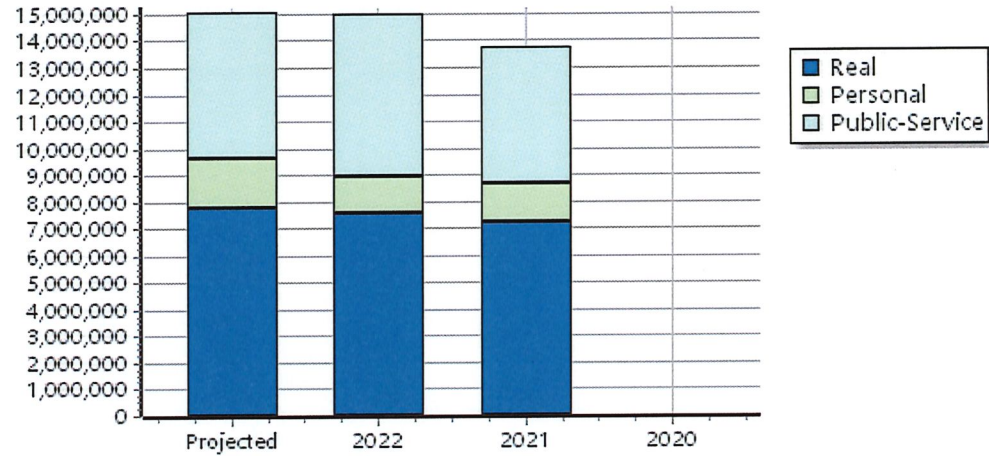
Personal	Count	Value
Agricultural	131	283,195
Commercial	82	1,396,807
Mobile Home	32	123,543
Total Personal	245	1,803,545
Total Exempt	15	2,541

TIF Increment Value

Net Assessed 1,801,004

Net Assessed Under Protest

Public Service	Count	Value
Total PS Value	31	5,455,350
TIF Increment Value		
Net Assessed		5,455,350




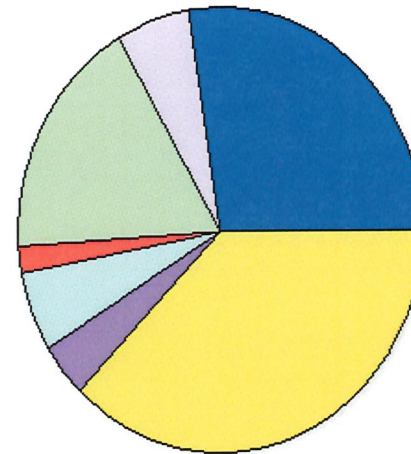
District Totals

Total Gross Value	15,435,303
Homestead Loss	292,182
Other Exemption Loss	80,958
TIF Increment Value	
Retained TIF Value	
Net Assessed Value	15,062,163

Net Assessed Under Protest

* Public Service Protests Values are not included on this report.

Real	Count	Value
Agricultural	1,272	5,004,934
Commercial	120	1,192,259
Residential	1,012	3,261,218
Total Real Value	2,404	9,458,411
Homestead	349	351,479
Veteran	6	95,418
Other	0	0
Total Exempt	369	446,897



TIF Increment Value

Net Assessed 9,011,514

Net Assessed Under Protest

Senior Freeze	24	25,254
Capped Parcels	809	1,732,560

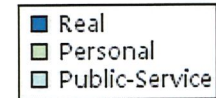
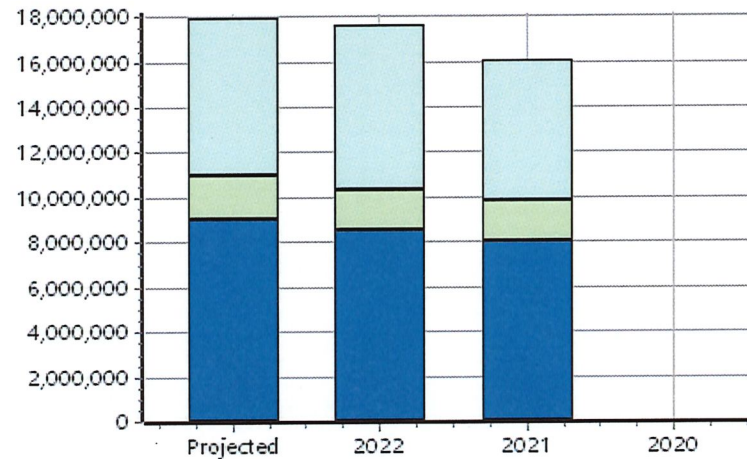
Personal	Count	Value
Agricultural	162	618,631
Commercial	102	1,165,636
Mobile Home	52	217,205
Total Personal	316	2,001,472
Total Exempt	21	5,021

TIF Increment Value

Net Assessed 1,996,451

Net Assessed Under Protest

Public Service	Count	Value
Total PS Value	28	6,916,470
TIF Increment Value		
Net Assessed		6,916,470




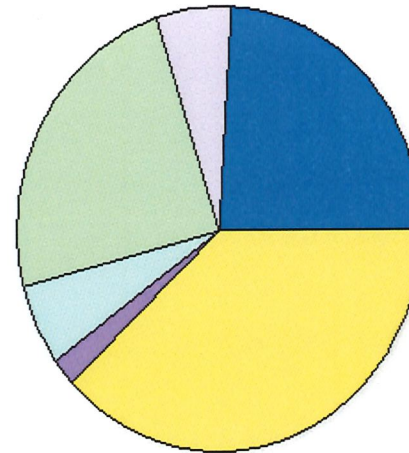
District Totals

Total Gross Value	18,376,353
Homestead Loss	351,479
Other Exemption Loss	100,439
TIF Increment Value	
Retained TIF Value	
Net Assessed Value	17,924,435

Net Assessed Under Protest

* Public Service Protests Values are not included on this report.

Real	Count	Value
Agricultural	1,161	5,578,023
Commercial	191	1,639,910
Residential	1,554	5,622,944
Total Real Value	2,906	12,840,877
Homestead	471	479,750
Veteran	16	136,695
Other	0	0
Total Exempt	509	616,445



TIF Increment Value

Net Assessed 12,224,432

Net Assessed Under Protest

Senior Freeze	46	55,355
Capped Parcels	1,009	3,126,930

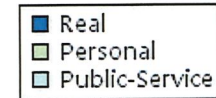
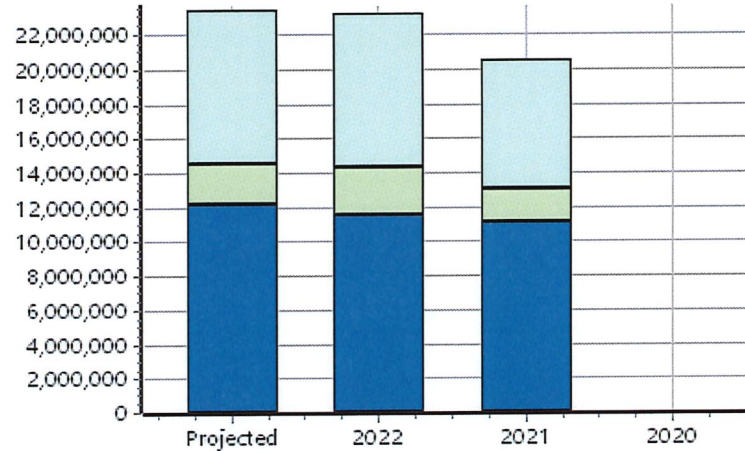
Personal	Count	Value
Agricultural	152	651,046
Commercial	175	1,498,465
Mobile Home	37	116,525
Total Personal	364	2,266,036
Total Exempt	17	3,225

TIF Increment Value

Net Assessed 2,262,811

Net Assessed Under Protest

Public Service	Count	Value
Total PS Value	58	8,926,292
TIF Increment Value		
Net Assessed		8,926,292



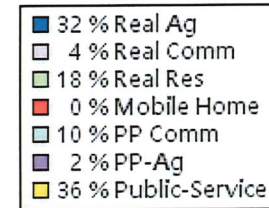
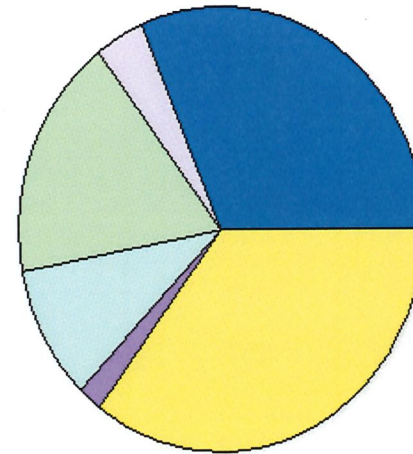
District Totals

Total Gross Value	24,033,205
Homestead Loss	479,750
Other Exemption Loss	139,920
TIF Increment Value	
Retained TIF Value	
Net Assessed Value	23,413,535

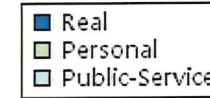
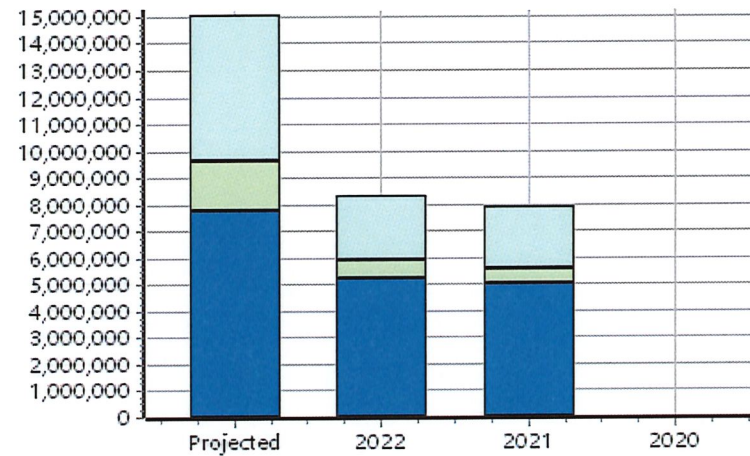
Net Assessed Under Protest

* Public Service Protests Values are not included on this report.

Real	Count	Value
Agricultural	1,326	4,796,504
Commercial	109	554,670
Residential	1,016	2,825,234
Total Real Value	2,451	8,176,408
Homestead	289	292,182
Veteran	10	78,417
Other	0	0
Total Exempt	313	370,599
TIF Increment Value		
Net Assessed		7,805,809
Net Assessed Under Protest		
Senior Freeze	29	89,456
Capped Parcels	1,245	4,322,318



Personal	Count	Value
Agricultural	131	283,195
Commercial	82	1,396,807
Mobile Home	32	123,543
Total Personal	245	1,803,545
Total Exempt	15	2,541
TIF Increment Value		
Net Assessed		1,801,004
Net Assessed Under Protest		
Public Service		
Total PS Value	31	5,455,350
TIF Increment Value		
Net Assessed		5,455,350



District Totals	
Total Gross Value	15,435,303
Homestead Loss	292,182
Other Exemption Loss	80,958
TIF Increment Value	
Retained TIF Value	
Net Assessed Value	15,062,163
Net Assessed Under Protest	

* Public Service Protests Values are not included on this report.

Real	Count	Value
Agricultural	1,257	4,983,901
Commercial	120	1,192,259
Residential	1,012	3,261,218
Total Real Value	2,389	9,437,378
Homestead	349	351,479
Veteran	6	95,418
Other	0	0
Total Exempt	369	446,897

TIF Increment Value

Net Assessed 8,990,481

Net Assessed Under Protest

Senior Freeze	24	25,254
Capped Parcels	804	1,730,201

Personal	Count	Value
Agricultural	162	618,631
Commercial	99	1,125,741
Mobile Home	52	217,205
Total Personal	313	1,961,577
Total Exempt	21	5,021

TIF Increment Value

Net Assessed 1,956,556

Net Assessed Under Protest

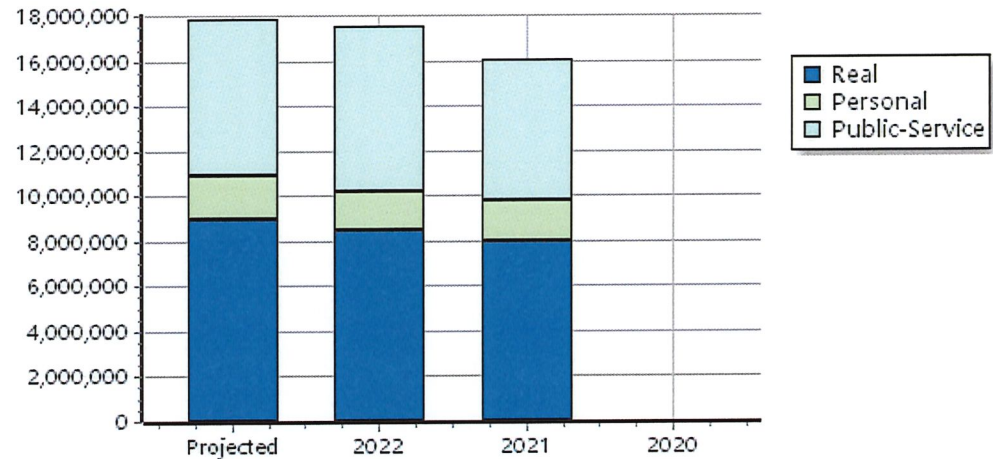
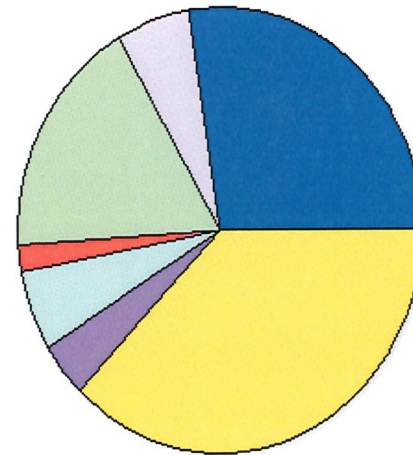
Public Service	Count	Value
Total PS Value	25	6,904,594
TIF Increment Value		
Net Assessed		6,904,594

District Totals


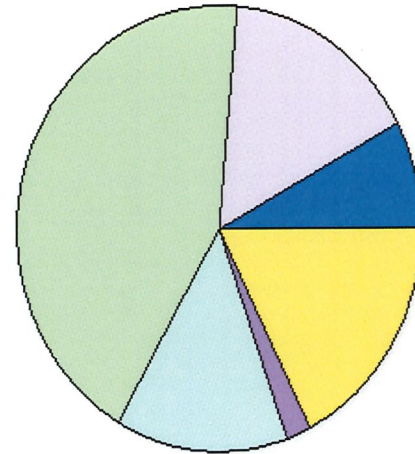
Total Gross Value	18,303,549
Homestead Loss	351,479
Other Exemption Loss	100,439
TIF Increment Value	
Retained TIF Value	
Net Assessed Value	17,851,631

Net Assessed Under Protest

* Public Service Protests Values are not included on this report.



Real	Count	Value
Agricultural	258	626,592
Commercial	149	1,404,346
Residential	1,074	3,959,765
Total Real Value	1,481	5,990,703
Homestead	309	314,430
Veteran	12	102,208
Other	0	0
Total Exempt	335	416,638



TIF Increment Value

Net Assessed 5,574,065

Net Assessed Under Protest

Senior Freeze	30	16,458
Capped Parcels	631	2,117,912

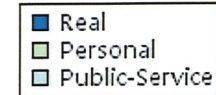
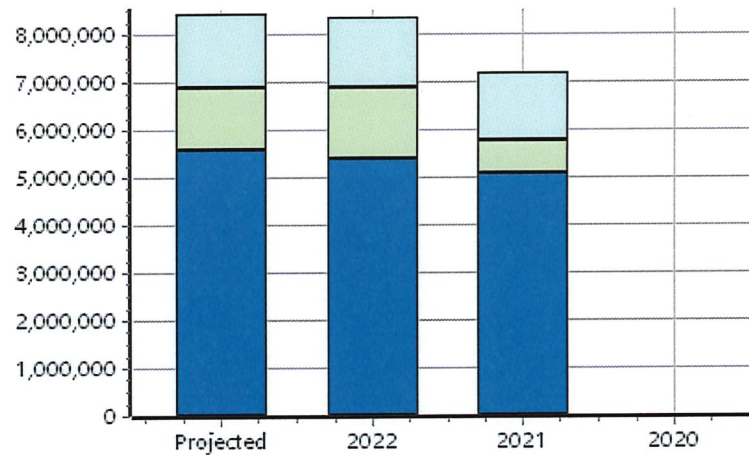
Personal	Count	Value
Agricultural	31	92,387
Commercial	123	1,172,217
Mobile Home	7	29,792
Total Personal	161	1,294,396
Total Exempt	2	400

TIF Increment Value

Net Assessed 1,293,996

Net Assessed Under Protest

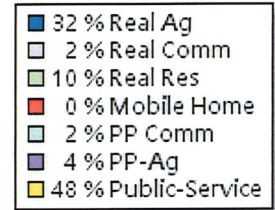
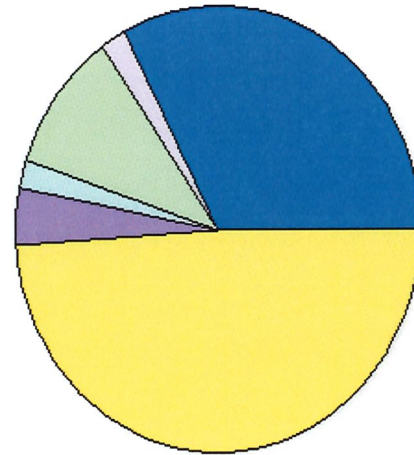
Public Service	Count	Value
Total PS Value	16	1,538,369
TIF Increment Value		
Net Assessed		1,538,369



District Totals	
Total Gross Value	8,823,468
Homestead Loss	314,430
Other Exemption Loss	102,608
TIF Increment Value	
Retained TIF Value	
Net Assessed Value	8,406,430
Net Assessed Under Protest	

* Public Service Protests Values are not included on this report.

Real	Count	Value
Agricultural	903	4,951,431
Commercial	42	235,564
Residential	480	1,663,179
Total Real Value	1,425	6,850,174
Homestead	162	165,320
Veteran	4	34,487
Other	0	0
Total Exempt	174	199,807

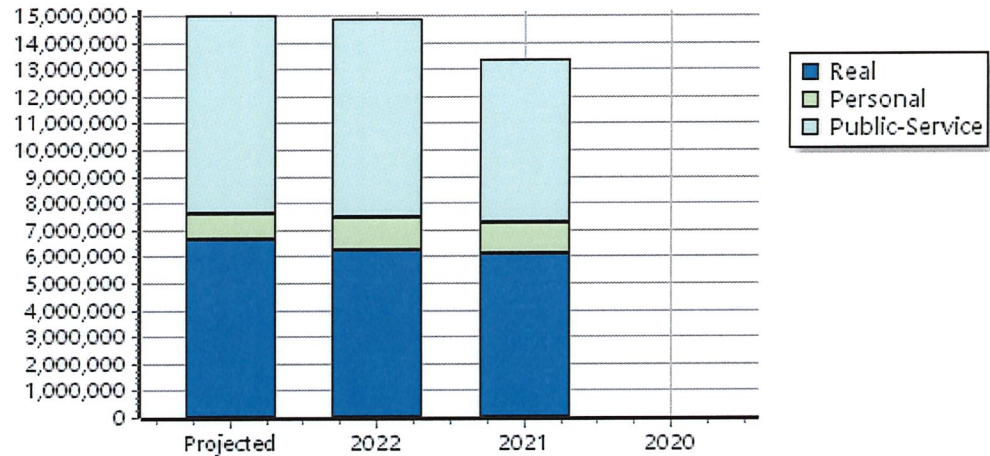


TIF Increment Value		
Net Assessed		6,650,367
Net Assessed Under Protest		
Senior Freeze	16	38,897
Capped Parcels	378	1,009,018

Personal	Count	Value
Agricultural	121	558,659
Commercial	52	326,248
Mobile Home	30	86,733
Total Personal	203	971,640
Total Exempt	15	2,825

TIF Increment Value		
Net Assessed		968,815
Net Assessed Under Protest		


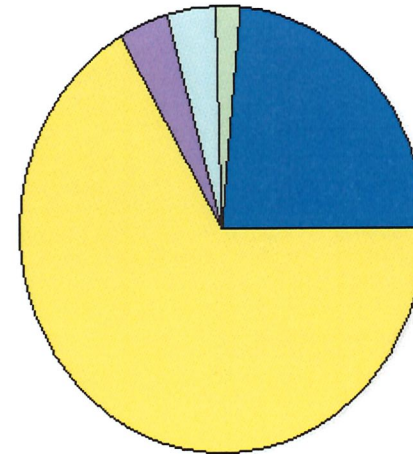
Public Service	Count	Value
Total PS Value	42	7,387,923
TIF Increment Value		
Net Assessed		7,387,923



District Totals	
Total Gross Value	15,209,737
Homestead Loss	165,320
Other Exemption Loss	37,312
TIF Increment Value	
Retained TIF Value	
Net Assessed Value	15,007,105
Net Assessed Under Protest	

* Public Service Protests Values are not included on this report.

Real	Count	Value
Agricultural	26	113,776
Commercial	0	0
Residential	3	7,183
Total Real Value	29	120,959
Homestead	1	1,000
Veteran	0	0
Other	0	0
Total Exempt	1	1,000



TIF Increment Value

Net Assessed 119,959

Net Assessed Under Protest

Senior Freeze	0	0
Capped Parcels	8	28,079

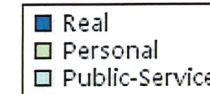
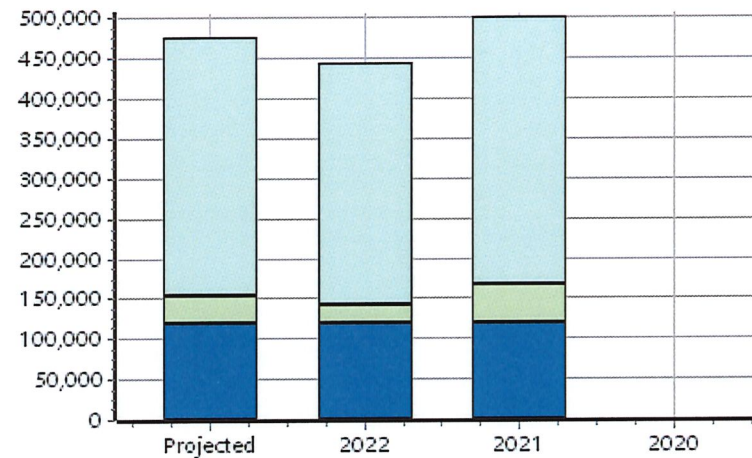
Personal	Count	Value
Agricultural	1	15,080
Commercial	1	18,469
Mobile Home	0	0
Total Personal	2	33,549
Total Exempt	0	0

TIF Increment Value

Net Assessed 33,549

Net Assessed Under Protest

Public Service	Count	Value
Total PS Value	10	322,385
TIF Increment Value		
Net Assessed		322,385




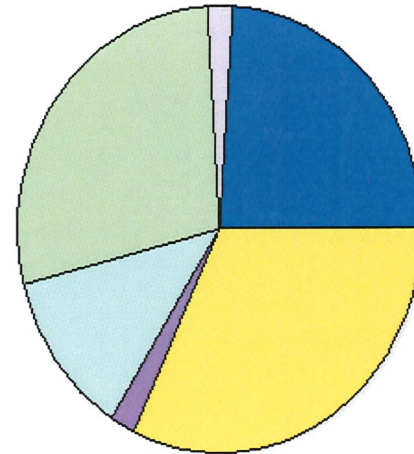
District Totals

Total Gross Value	476,893
Homestead Loss	1,000
Other Exemption Loss	0
TIF Increment Value	
Retained TIF Value	
Net Assessed Value	475,893

Net Assessed Under Protest

* Public Service Protests Values are not included on this report.

Real	Count	Value
Agricultural	66	453,294
Commercial	8	53,177
Residential	123	551,755
Total Real Value	197	1,058,226
Homestead	32	34,333
Veteran	4	39,101
Other	0	0
Total Exempt	40	73,434



TIF Increment Value

Net Assessed 984,792

Net Assessed Under Protest

Senior Freeze	5	2,427
Capped Parcels	64	310,144

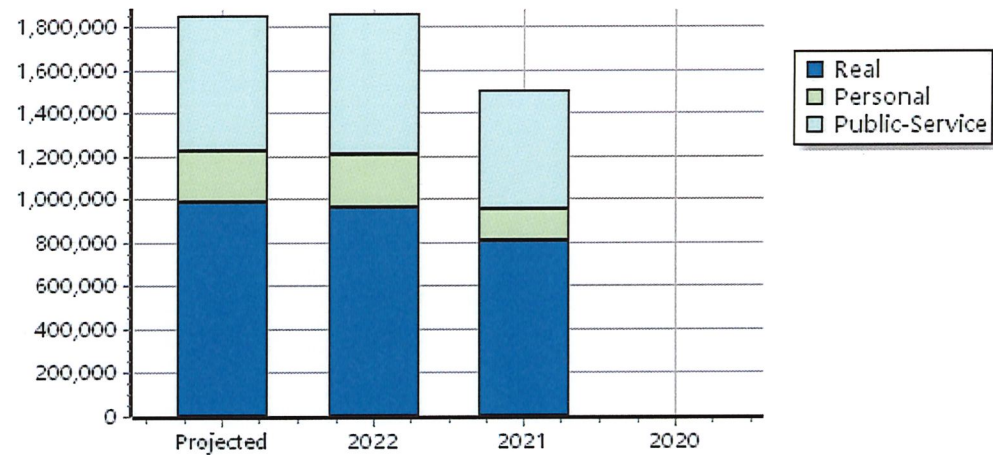
Personal	Count	Value
Agricultural	8	22,881
Commercial	5	212,119
Mobile Home	4	7,281
Total Personal	17	242,281
Total Exempt	2	400

TIF Increment Value

Net Assessed 241,881

Net Assessed Under Protest

Public Service	Count	Value
Total PS Value	12	625,325
TIF Increment Value		
Net Assessed		625,325


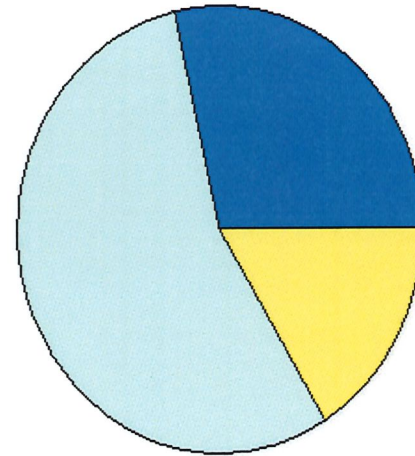


District Totals	
Total Gross Value	1,925,832
Homestead Loss	34,333
Other Exemption Loss	39,501
TIF Increment Value	
Retained TIF Value	
Net Assessed Value	1,851,998

Net Assessed Under Protest

* Public Service Protests Values are not included on this report.

Real	Count	Value
Agricultural	15	21,033
Commercial	0	0
Residential	0	0
Total Real Value	15	21,033
Homestead	0	0
Veteran	0	0
Other	0	0
Total Exempt	0	0



TIF Increment Value

Net Assessed 21,033

Net Assessed Under Protest

Senior Freeze	0	0
Capped Parcels	5	2,359

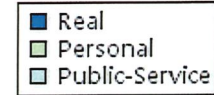
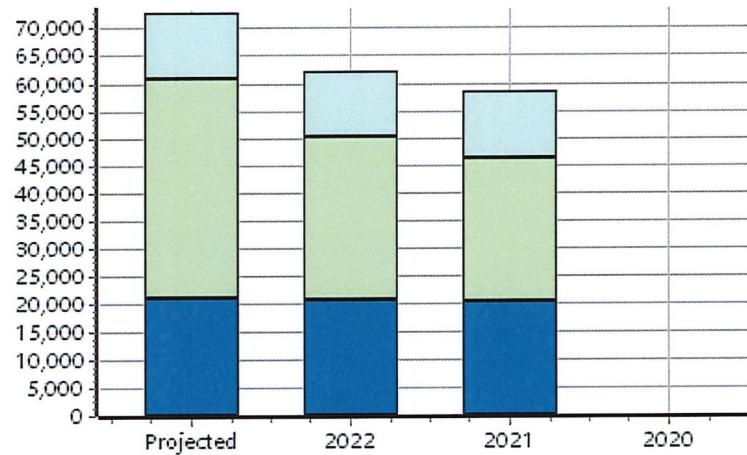
Personal	Count	Value
Agricultural	0	0
Commercial	3	39,895
Mobile Home	0	0
Total Personal	3	39,895
Total Exempt	0	0

TIF Increment Value

Net Assessed 39,895

Net Assessed Under Protest

Public Service	Count	Value
Total PS Value	3	11,876
TIF Increment Value		
Net Assessed		11,876



District Totals

Total Gross Value	72,804
Homestead Loss	0
Other Exemption Loss	0
TIF Increment Value	
Retained TIF Value	
Net Assessed Value	72,804

Net Assessed Under Protest

* Public Service Protests Values are not included on this report.

Real	Count	Value
Agricultural	2	1,751
Commercial	0	0
Residential	3	8,663
Total Real Value	5	10,414
Homestead	1	1,000
Veteran	0	0
Other	0	0
Total Exempt	1	1,000

TIF Increment Value

Net Assessed 9,414

Net Assessed Under Protest

Senior Freeze	0	0
Capped Parcels	5	17,151

Personal	Count	Value
Agricultural	0	0
Commercial	0	0
Mobile Home	0	0
Total Personal	0	0
Total Exempt	0	0

TIF Increment Value

Net Assessed 0

Net Assessed Under Protest

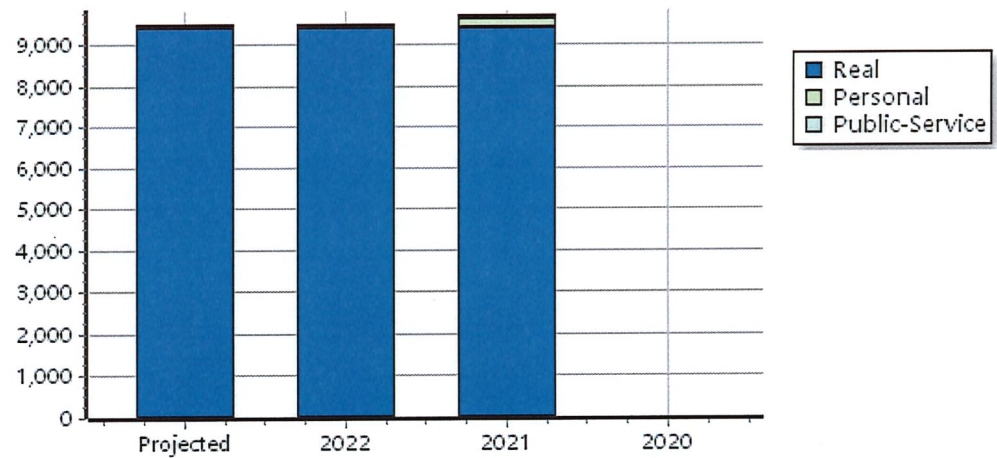
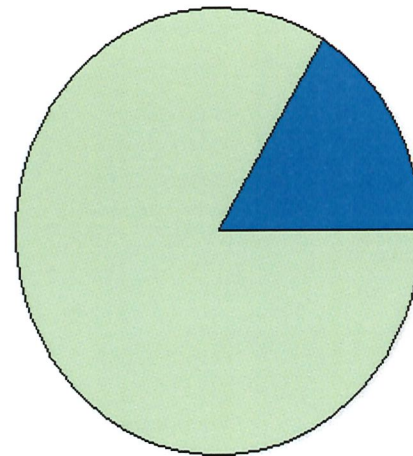
Public Service	Count	Value
Total PS Value	2	75
TIF Increment Value		
Net Assessed		75

District Totals

Total Gross Value	10,489
Homestead Loss	1,000
Other Exemption Loss	0
TIF Increment Value	
Retained TIF Value	
Net Assessed Value	9,489

Net Assessed Under Protest

* Public Service Protests Values are not included on this report.

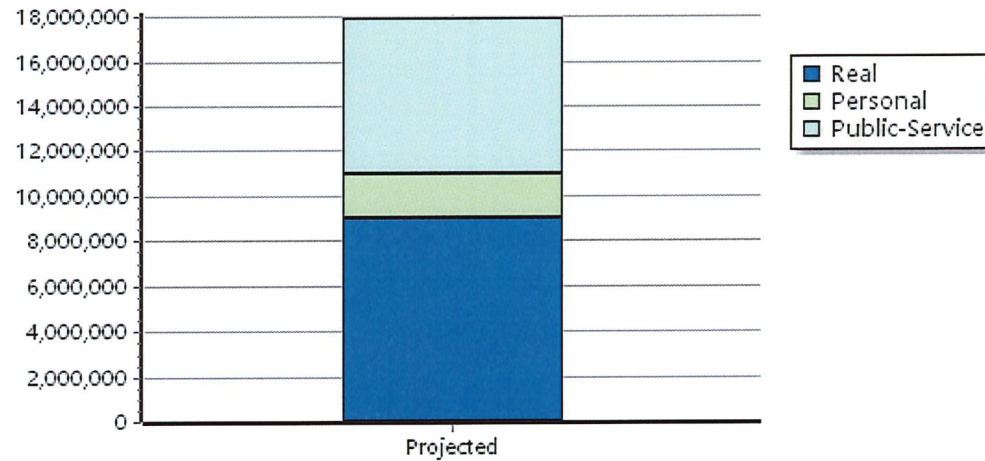
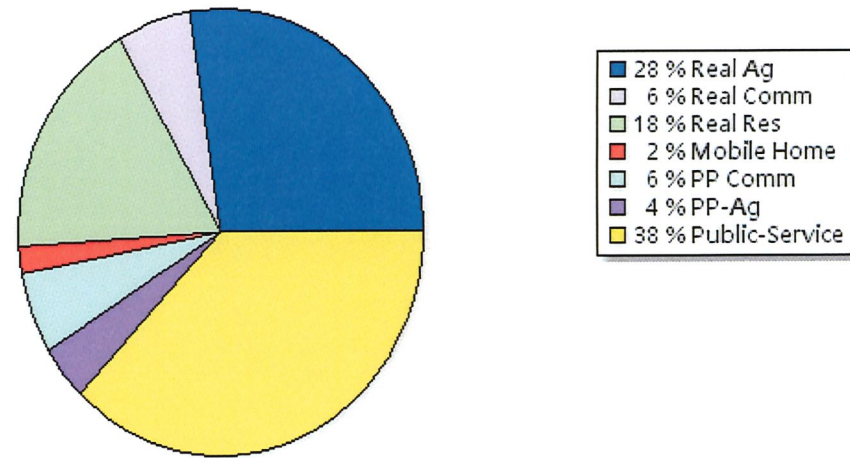


Real	Count	Value
Agricultural	1,272	5,004,934
Commercial	120	1,192,259
Residential	1,012	3,261,218
Total Real Value	2,404	9,458,411
Homestead	349	351,479
Veteran	6	95,418
Other	0	0
Total Exempt	369	446,897
TIF Increment Value		
Net Assessed		9,011,514
Net Assessed Under Protest		
Senior Freeze	24	25,254
Capped Parcels	809	1,732,560

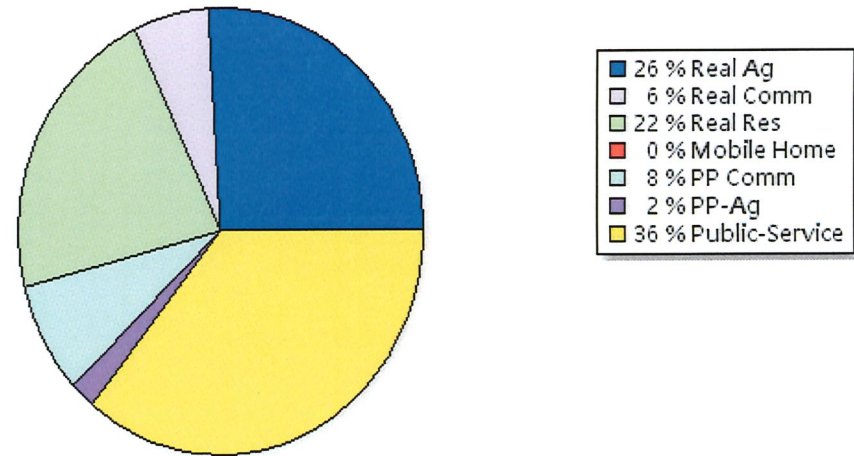
Personal	Count	Value
Agricultural	162	618,631
Commercial	102	1,165,636
Mobile Home	52	217,205
Total Personal	316	2,001,472
Total Exempt	21	5,021
TIF Increment Value		
Net Assessed		1,996,451
Net Assessed Under Protest		
Public Service	Count	Value
Total PS Value	28	6,916,470
TIF Increment Value		
Net Assessed		6,916,470

District Totals	
Total Gross Value	18,376,353
Homestead Loss	351,479
Other Exemption Loss	100,439
TIF Increment Value	
Retained TIF Value	
Net Assessed Value	17,924,435
Net Assessed Under Protest	

* Public Service Protests Values are not included on this report.



Real	Count	Value
Agricultural	2,581	10,943,348
Commercial	308	2,247,757
Residential	2,699	9,015,779
Total Real Value	5,588	22,206,884
Homestead	794	808,265
Veteran	30	254,213
Other	0	0
Total Exempt	864	1,062,478



TIF Increment Value

Net Assessed 21,144,406

Net Assessed Under Protest

Senior Freeze	80	147,238
Capped Parcels	2,331	7,804,622

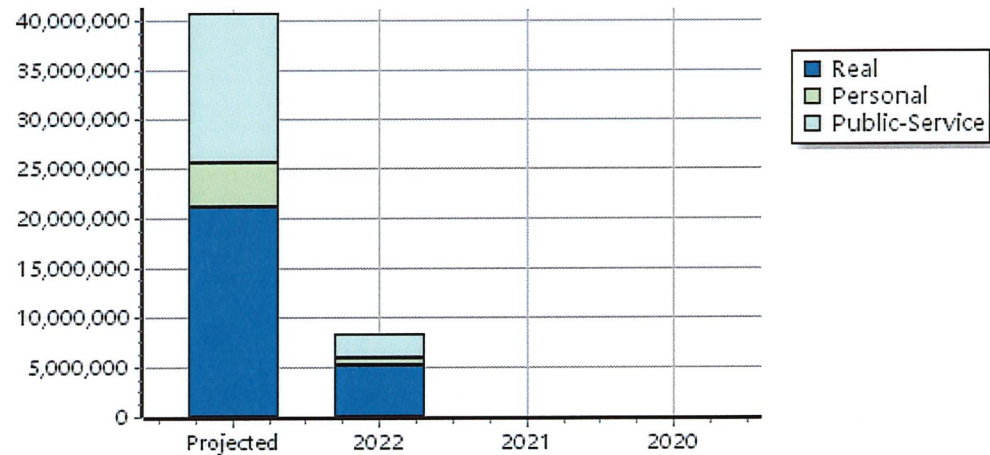
Personal	Count	Value
Agricultural	292	972,202
Commercial	263	3,125,860
Mobile Home	73	247,349
Total Personal	628	4,345,411
Total Exempt	34	6,166

TIF Increment Value

Net Assessed 4,339,245

Net Assessed Under Protest

Public Service	Count	Value
Total PS Value	113	15,329,427
TIF Increment Value		
Net Assessed		15,329,427



District Totals

Total Gross Value	41,881,722
Homestead Loss	808,265
Other Exemption Loss	260,379
TIF Increment Value	
Retained TIF Value	
Net Assessed Value	40,813,078

Net Assessed Under Protest

* Public Service Protests Values are not included on this report.